








Table 1

GO GERDAU Source: SMA		All Products	Rebar	Wire Rod	Merchant Bars	Light Shapes	Angles & Channels	Beams
US Mill Shipments ¹	12 Months Year on Year	6.4%	7.6%	8.4%	4.8%	0.7%	0.3%	7.5%
US Domestic Consumption ²	12 Months Year on Year	0.6%	-4.3%	5.6%	4.6%	-0.6%	0.0%	3.8%
Import Share of Domestic Consumption	Average 12 months ending Jan. 2018	19.1% 	16.2% 	37.6% 	12.3% 	10.8% 	8.0% 	11.4% 
Import Share of Domestic Consumption	Average 12 months ending Jan. 2017	22.6%	24.5%	38.9%	12.1%	12.0%	7.4%	12.1%

¹ Domestic shipments + Exports

² Domestic shipments + Imports